



Pressure/Vacuum pumps

Bombas de presión/vacío

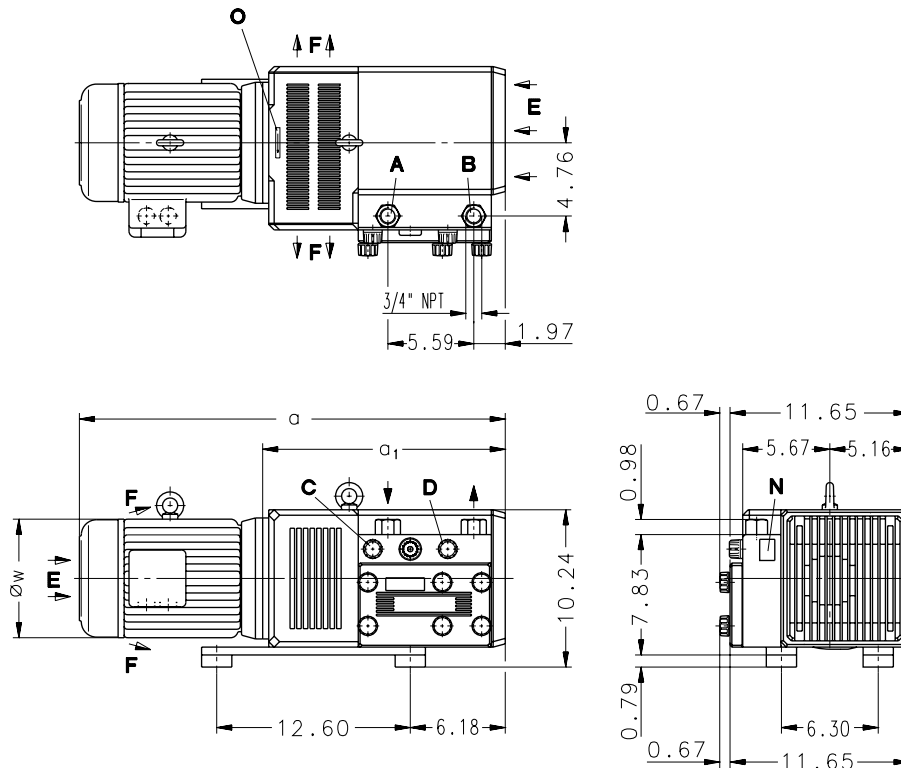
Pompes pression-vide

Bombas de pressão/a vácuo

V-KTA

V-KTA 50/1

V-KTA 50/2



[inches]

A	Vacuum connection	Conexión vacío	Raccord du vide	Conexão do vácuo
B	Pressure connection	Conexión presión	Raccord surpression	Conexão da pressão
C	Vacuum regulating valve	Válvula reguladora de vacío	Valve réglage vide	Válvula de regulagem do vácuo
D	Pressure regulating valve	Válvula reguladora de presión	Valve de réglage pression	Válvula de regulagem da pressão
E	Cooling air entry	Entrada aire refrigerante	Entrée air refroidissement	Entrada do ar refrigerante
F	Cooling air exit	Salida aire refrigerante	Sortie air refroidissement	Saída do ar refrigerante
N	Data plate	Placa fecha	Etiquette caractéristique	Placa da data
O	Rotation arrow	Dirección de rotación	Flèche sens rotation	Direção da rotação

V-KTA		50	
kw	50 Hz	2.2	3.0
hp	60 Hz	3.0	5.0
[inches]	a	50 Hz	28.50
		60 Hz	28.59
	a ₁	50 Hz	15.79
		60 Hz	16.02
	øw	50 Hz	7.72
		60 Hz	7.19

ZRK	20 (03)
ZFP	145 (11)
ZMS	#

ZRK	Accessories Non return valve	Accesorios Válvula retención	Accessoires Clapet anti-retour	Acessórios Válvula sem retorno
ZFP	Vacuum tight dust separator	Filtro separador de polvo hermético	Filtre séparateur étanche	Separ. de poeira à prova de vácuo
ZMS	Motor starter	Arranque motor	Disjoncteur moteur	Arranque do motor

DA 451

1.1.2004

Gardner Denver, Inc.

1800 Gardner Expressway

QUINCY, IL 62305

USA

Phone +1 217 / 222 5400

Fax +1 217 / 221 8780

e-mail:

info@vacuumpumps.com

www.gd-elmorietschle.com

V-TA		50	
3 ~	50 Hz	230/400V ± 10 %	
	60 Hz	208-230/460V ± 10 %	
kw	50 Hz	2.2	3.0
hp	60 Hz	3.0	5.0
A	50 Hz	8.5/4.9	11.5/6.6
	60 Hz	8.5-8.2/4.1	15-13.2/6.6
rpm	50 Hz	1450	
	60 Hz	1740	
dB(A)	50 Hz / 60 Hz	72 / 74	
lbs	50 Hz	141	150
	60 Hz	161	176

3 ~ kw / hp A rpm dB(A) lbs cfm in. HgV psig V P	Motor version Motor rating Full load amperage Speed Average noise level Weight Capacity Ultimate vacuum Excess pressure Suction air Compressed air	Versión motor Datos motor Amperaje de plena carga Velocidad Nivel de ruido medio Peso Capacidad Vacío final Exceso de presión Aire succión Aire comprimido	Exécution moteur Puissance moteur Intensité absorbée Vitesse rotation Niveau sonore moyen Poids Volume engendré Vide limite Surpression Air aspiré Air comprimé	Versão do motor Potência do motor Amperagem da carga total Velocidade Nível médio de ruído Peso Capacidade Limite de vácuo Pressão excessiva Ar de sucção Ar comprimido
--	--	--	---	---

V-KTA 50/1	in. HgV	V	0	0	12.2	15.2	18.1	0	12.2	15.2	18.1	0	12.2	15.2	18.1	0	12.2	15.2	18.1
	psig	P	0	5.8				7.3				8.7				10.2			
cfm	V*	28.5	27.7	21.9	20.1	18.2	27.3	21.5	19.7	17.7	26.8	21.0	19.2	17.1	26.5	20.6	18.7	16.5	
(50 Hz)	P	28.3	27.3	22.0	20.3	18.5	26.8	21.5	19.8	18.0	26.4	20.9	19.2	17.5	25.9	20.4	18.8	17.1	
cfm	V*	33.7	32.7	25.8	23.8	21.5	32.1	25.4	23.2	20.8	31.7	24.8	22.7	20.1	31.3	24.3	22.0	19.4	
(60 Hz)	P	33.3	32.3	25.9	24.0	21.9	31.7	25.4	23.3	21.2	31.1	24.7	22.7	20.7	30.5	24.0	22.1	20.1	
kw	50 Hz	2.2														3.0	2.2	3.0	
hp	60 Hz	3.0										5.0	3.0		5.0	3.0		5.0	

V-KTA 50/2	in. HgV	V	0	0	12.2	15.2	18.1	0	12.2	15.2	18.1	0	12.2	15.2	18.1	0	12.2	15.2	18.1
	psig	P	0	5.8				7.3				8.7				10.2			
cfm	V*	22.4	20.9	16.8	15.2	13.2	20.4	16.2	14.8	12.7	19.9	15.7	14.1	12.1	19.4	15.1	13.6	11.5	
(50 Hz)	P	30.0	28.5	24.0	22.9	21.8	28.0	23.4	22.3	21.2	27.5	22.9	21.7	20.6	27.1	22.4	21.2	20.0	
cfm	V*	26.4	24.7	19.8	18.0	15.7	24.0	19.2	17.4	14.9	23.5	18.5	16.7	14.2	22.9	17.8	16.1	13.5	
(60 Hz)	P	35.4	33.7	28.3	27.0	25.7	33.1	27.7	26.3	25.0	32.5	27.0	25.6	24.3	32.0	26.4	25.0	23.6	
kw	50 Hz	2.2														3.0	2.2	3.0	
hp	60 Hz	3.0										5.0	3.0		5.0	3.0		5.0	

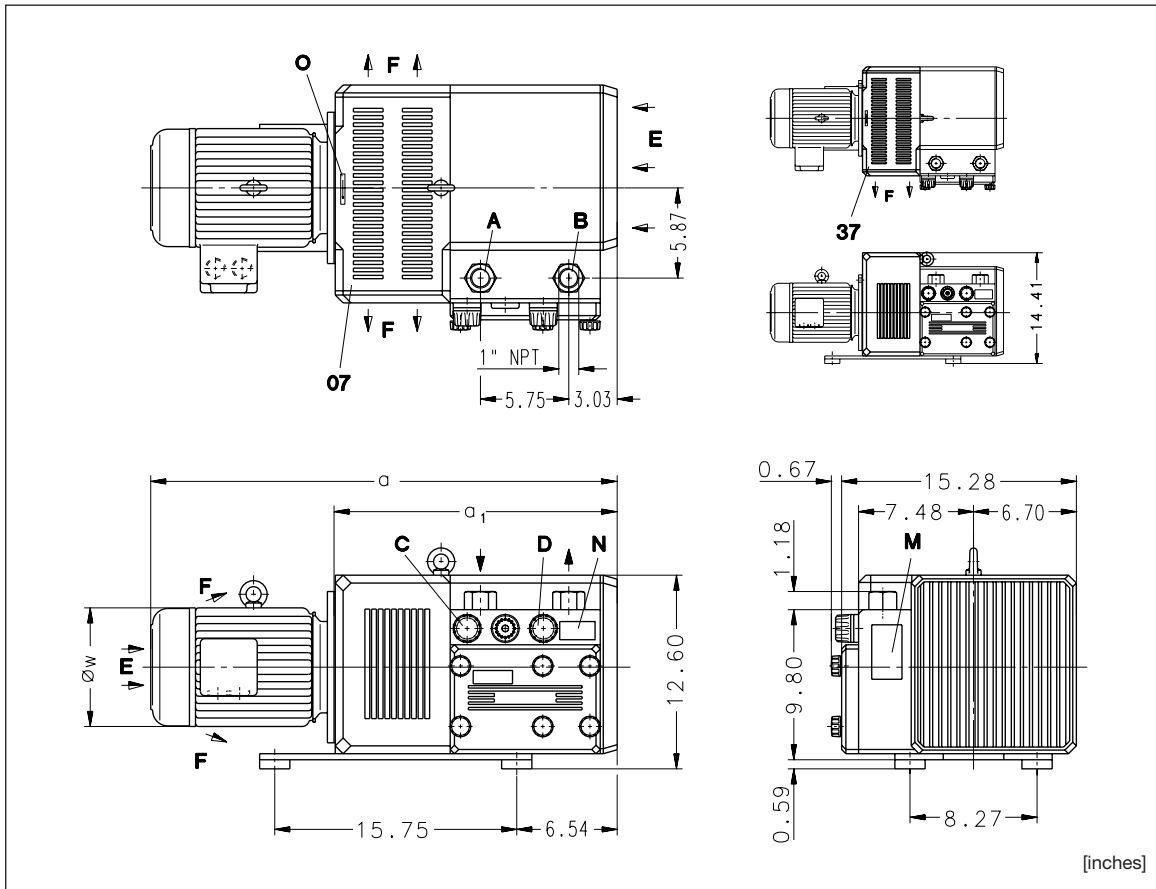
Higher pressures and vacuum levels upon request! / Presiones y vacíos superiores a pedido del interesado. / Pression et vide supérieure sur demande! / Pressões e vácuo maiores a pedido! **
 Relates to pump inlet conditions. / se refiere a las condiciones de entrada de la bomba. / relatif à l'état régnant à l'aspiration. / refere-se a condições de entrada da bomba.
 Curves and tables refer to vacuum pump at normal operating temperature. / Las curvas y las tablas se refieren a la bomba de vacío a la temperatura normal de operación. / Les courbes et tableaux sont établies, pompe à température de fonctionnement. / As curvas e tabelas referem-se à bomba a vácuo a temperatura normal de operação.
 Technical information is subject to change without notice! / La información técnica está sujeta a cambios sin previo aviso! / Sous réserve de modification technique. / A informação técnica está sujeita a mudança sem aviso prévio!
 # on request # on pedido # sur demande # a pedido
 The listed values for a, øw and full load amperage may vary because of different motor manufacturers. / Los valores listados para a, øw y para el amperaje de carga completa pueden variar para distintos fabricantes de motores. / Les dimensions a et øw ainsi que l'ampérage peuvent différer des données indiquées ci-dessus, selon le fabricant du moteur. / Como variam os fabricantes de motores, poderá haver variação dos valores indicados para a, øw e para uma amperagem da carga total.

V-KTA



- KTA 60/1
- KTA 60/2
- KTA 60/3
- KTA 80/1
- KTA 80/2
- KTA 80/3

	Pressure/Vacuum pumps	Bombas de presión/vacío	Pompes pression-vide	Bombas de pressão/a vácuo
---	-----------------------	-------------------------	----------------------	---------------------------



	(07) Two side cooling air exit	Salida bilateral aire refrigerante	Sortie air refroidissement bi-côté	Saída bilateral do ar refrigerante
	(37) One side cooling air exit	Salida unilateral de aire refrigerante	Sortie air refroidissement mono-côté	Saída unilateral do ar refrigerante
	A Vacuum connection	Conexión vacío	Raccord du vide	Conexão do vácuo
	B Pressure connection	Conexión presión	Raccord surpression	Conexão da pressão
	C Vacuum regulating valve	Válvula reguladora de vacío	Valve réglage vide	Válvula de regulagem do vácuo
	D Pressure regulating valve	Válvula reguladora de presión	Valve de réglage pression	Válvula de regulagem da pressão
	E Cooling air entry	Entrada aire refrigerante	Entrée air refroidissement	Entrada do ar refrigerante
	F Cooling air exit	Salida aire refrigerante	Sortie air refroidissement	Saída do ar refrigerante
	M Greasing label	Rótulo engrase	Etiquette graissage	Rótulo da lubrificação
	N Data plate	Placa fecha	Etiquette caractéristique	Placa da data
	O Rotation arrow	Dirección de rotación	Flèche sens rotation	Direção da rotação

KTA		60		80	
kw	50 Hz	2.2	3.0	3.0	4.0
hp	60 Hz	5.0		5.0	7.5
[inches]	a	50 Hz	30.35	30.35	31.02
		60 Hz	32.59		34.73
	a ₁	50 Hz	18.43	18.43	18.43
		60 Hz	18.66		19.17
	øw	50 Hz	7.72	7.72	7.72
		60 Hz	8.49		10.34

ZRK		25 (03)		25 (03)
ZFP		145 (06)		216 (07)
ZMS		#	#	#

ZRK	Accessories Non return valve	Accesorios Válvula retención	Accessoires Clapet anti-retour	Acessórios Válvula sem retorno
ZFP	Vacuum tight dust separator	Filtro separador de polvo hermético	Filtre séparateur étanche	Separ. de poeira à prova de vácuo
ZMS	Motor starter	Arranque motor	Disjoncteur moteur	Arranque do motor

DA 452

1.10.96

Gardner Denver, Inc.
1800 Gardner Expressway
QUINCY, IL 62305
USA
Phone +1 217 / 222 5400
Fax +1 217 / 221 8780
e-mail:
info@vacuumpumps.com
www.gd-elmoietschle.com

V-KTA		60										80							
3 ~	50 Hz	230/400V ± 10%										208-230/460V ± 10%							
	60 Hz																		
kw	50 Hz	2.2					3.0					3.0				4.0			
hp	60 Hz	5.0										5.0				7.5			
A	50 Hz	8.5/4.9					11.5/6.6					11.5/6.6				15.2/8.8			
	60 Hz	15-13.2/6.6										15-13.2/6.6				21.5-20/10			
rpm	50 Hz	1450																	
	60 Hz	1740																	
dB(A) 50 Hz / 60 Hz		73 / 76										75 / 77							
lbs	50 Hz	190					203					209				223			
	60 Hz	225										235				274			

3 ~ kw / hp A rpm dB(A) lbs cfm in. HgV psig V P	Motor version Motor rating Full load amperage Speed Average noise level Weight Capacity Ultimate vacuum Excess pressure Suction air Compressed air	Versión motor Datos motor Amperaje de plena carga Velocidad Nivel de ruido medio Peso Capacidad Vacío final Exceso de presión Aire succión Aire comprimido	Exécution moteur Puissance moteur Intensité absorbée Vitesse rotation Niveau sonore moyen Poids Volume engendré Vide limite Surpression Air aspiré Air comprimé	Versão do motor Potência do motor Amperagem da carga total Velocidade Nível médio de ruído Peso Capacidade Limite de vácuo Pressão excessiva Ar de sucção Ar comprimido
--	--	--	---	---

V-KTA 60/1	in. HgV	V	0	0	12.2	15.2	18.1	0	12.2	15.2	18.1	0	12.2	15.2	18.1	0	12.2	15.2	18.1	
	psig	P	0	5.8					7.3					8.7				10.2		
cfm (50 Hz)	V*	32.0	30.9	26.3	24.7	22.7	30.5	25.9	24.3	22.1	30.1	25.4	23.2	21.6	29.7	25.0	23.4	21.2		
	P	31.8	29.7	23.8	22.1	20.2	29.3	23.4	21.7	19.8	28.7	22.9	21.2	19.4	28.3	22.4	20.7	18.8		
cfm (60 Hz)	V*	37.7	36.5	31.0	29.2	26.8	36.0	30.5	28.7	26.1	35.5	30.0	28.1	25.5	35.1	29.5	27.5	25.0		
	P	37.5	35.1	28.1	26.1	23.9	34.5	27.5	25.5	23.4	33.9	27.0	25.0	22.8	33.3	26.4	24.4	22.2		
kw	50 Hz	2.2										3.0								
hp	60 Hz						5.0													

V-KTA 60/2	in. HgV	V	0	0	12.2	15.2	18.1	0	12.2	15.2	18.1	0	12.2	15.2	18.1	0	12.2	15.2	18.1	
	psig	P	0	5.8					7.3					8.7				10.2		
cfm (50 Hz)	V*	23.5	22.8	19.1	17.7	15.8	22.5	18.7	17.2	15.3	22.2	18.2	16.8	14.7	21.9	17.1	16.2	14.1		
	P	33.8	32.1	26.6	25.2	23.8	31.6	26.2	24.8	23.4	31.1	25.8	24.4	23.1	30.6	25.3	24.0	22.7		
cfm (60 Hz)	V*	27.8	27.0	22.5	20.9	18.7	26.6	22.0	20.4	18.1	26.35	21.5	19.8	17.4	25.8	20.9	19.2	16.7		
	P	40.0	37.9	31.4	29.7	28.1	37.3	30.9	29.3	27.7	36.7	30.4	28.8	27.3	36.1	29.8	28.3	26.7		
kw	50 Hz	2.2										3.0								
hp	60 Hz						5.0													

V-KTA 60/3	in. HgV	V	0	0	12.2	15.2	18.1	0	12.2	15.2	18.1	0	12.2	15.2	18.1	0	12.2	15.2	18.1	
	psig	P	0	5.8					7.3					8.7				10.2		
cfm (50 Hz)	V*	35.0	33.7	28.6	27.0	25.3	33.3	28.1	26.5	24.8	32.9	27.8	26.1	24.4	32.6	27.4	25.7	23.8		
	P	26.5	25.0	19.2	17.5	15.5	24.5	18.7	17.0	15.1	24.0	18.3	16.6	14.6	23.5	18.0	16.1	14.1		
cfm (60 Hz)	V*	41.3	39.7	33.7	31.9	29.8	39.3	33.2	31.3	29.3	38.8	32.8	30.8	28.8	38.5	32.3	30.6	28.1		
	P	31.3	29.5	22.7	20.6	18.4	28.9	22.1	20.1	17.8	28.3	21.6	19.6	17.2	27.8	21.2	19.0	16.7		
kw	50 Hz	2.2					3.0					2.2				3.0				
hp	60 Hz						5.0													

V-KTA 80/1	in. HgV	V	0	0	12.2	15.2	18.1	0	12.2	15.2	18.1	0	12.2	15.2	18.1	0	12.2	15.2	18.1	
	psig	P	0	5.8					7.3					8.7				10.2		
cfm (50 Hz)	V*	41.2	40.0	34.4	32.4	29.9	39.4	33.9	31.8	29.1	38.8	33.1	31.0	28.4	38.3	32.6	30.4	27.7		
	P	40.3	37.9	31.0	29.1	27.1	37.4	30.5	28.6	26.5	37.0	29.9	28.0	25.8	36.5	29.4	27.4	25.3		
cfm (60 Hz)	V*	48.6	47.2	40.6	38.2	35.3	46.5	40.0	37.5	34.4	45.9	39.1	36.6	33.5	45.1	38.5	35.9	32.7		
	P	47.6	44.7	36.6	34.3	32.0	44.1	36.0	33.7	31.3	43.6	35.3	33.0	30.4	43.1	34.7	32.4	29.8		
kw	50 Hz	3.0					4.0					3.0				4.0				
hp	60 Hz	5.0					7.5													

V-KTA 80/2	in. HgV	V	0	0	12.2	15.2	18.1	0	12.2	15.2	18.1	0	12.2	15.2	18.1	0	12.2	15.2	18.1	
	psig	P	0	5.8					7.3					8.7				10.2		
cfm (50 Hz)	V*	29.7	28.7	23.3	21.4	18.8	28.3	22.8	20.8	18.3	27.8	22.2	20.3	17.7	27.3	21.8	19.7	17.1		
	P	43.0	40.7	34.4	32.7	31.2	40.1	33.7	32.1	30.6	39.6	33.2	31.6	30.0	39.1	32.6	31.0	29.4		
cfm (60 Hz)	V*	35.3	33.8	27.5	25.2	22.2	33.3	27.0	24.6	21.6	32.8	26.3	24.0	20.8	32.1	25.7	23.2	20.1		
	P	50.7	48.1	40.6	38.6	36.8	42.4	39.8	37.9	36.1	46.7	39.2	37.3	35.4	46.2	38.5	36.6	34.7		
kw	50 Hz	3.0					4.0					3.0				4.0				
hp	60 Hz	5.0					7.5													

V-KTA 80/3	in. HgV	V	0	0	12.2	15.2	18.1	0	12.2	15.2	18.1	0	12.2	15.2	18.1	0	12.2	15.2	18.1	
	psig	P	0	5.8					7.3					8.7				10.2		
cfm (50 Hz)	V*	43.8	42.7	37.8	35.7	33.0	42.1	40.1	35.1	32.4	41.5	36.4	34.3	31.6	40.9	35.8	33.1	30.9		
	P	33.5	31.5	24.1	22.1	19.8	30.9	23.4	21.4	19.1	30.3	22.7	20.6	18.4	29.7	22.1	19.8	17.7		
cfm (60 Hz)	V*	51.7	50.4	44.6	42.1	38.9	49.7	47.4	41.4	38.2	49.0	42.9	40.5	37.8	48.3	42.2	39.7	36.5		
	P	39.6	37.1	28.5	26.1	23.4	36.5	27.7	25.2	22.6	35.8	26.8	24.3	21.7	35.0	26.1	23.4	20.8		
kw	50 Hz	3.0					4.0					3.0				4.0				
hp	60 Hz	5.0					7.5					5.0				7.5				

Higher pressures and vacuum levels upon request! / Presiones y vacíos superiores a pedido del interesado. / Pression et vide supérieure sur demande! / Pressões e vácuo maiores a pedido! **
 Relates to pump inlet conditions. / se refiere a las condiciones de entrada de la bomba. / relatif à l'état régnant à l'aspiration. / refere-se a condições de entrada da bomba.
 Curves and tables refer to vacuum pump at normal operating temperature. / Las curvas y las tablas se refieren a la bomba de vacío a la temperatura normal de operación. / Les courbes et tableaux sont établies, pompe à température de fonctionnement. / As curvas e tabelas referem-se à bomba a vácuo a temperatura normal de operação.
 Technical information is subject to change without notice! / La información técnica está sujeta a cambios sin previo aviso! / Sous réserve de modification technique. / A informação técnica está sujeita a mudança sem aviso prévio!
 # on request # on pedido # sur demande # a pedido
 The listed values for a, \dot{Q}_w and full load amperage may vary because of different motor manufacturers. / Los valores listados para a, \dot{Q}_w y para el amperaje de carga completa pueden variar para distintos fabricantes de motores. / Les dimensions a et \dot{Q}_w ainsi que l'ampérage peuvent différer des données indiquées ci-dessus, selon le fabricant du moteur. / Como variam os fabricantes de motores, poderá haver variação dos valores indicados para a, \dot{Q}_w e para uma amperagem da carga total.



Pressure/Vacuum pumps

Bombas de presión/vacío

Pompes pression-vide

Bombas de pressão/a vácuo

V-KTA

KTA 100/1

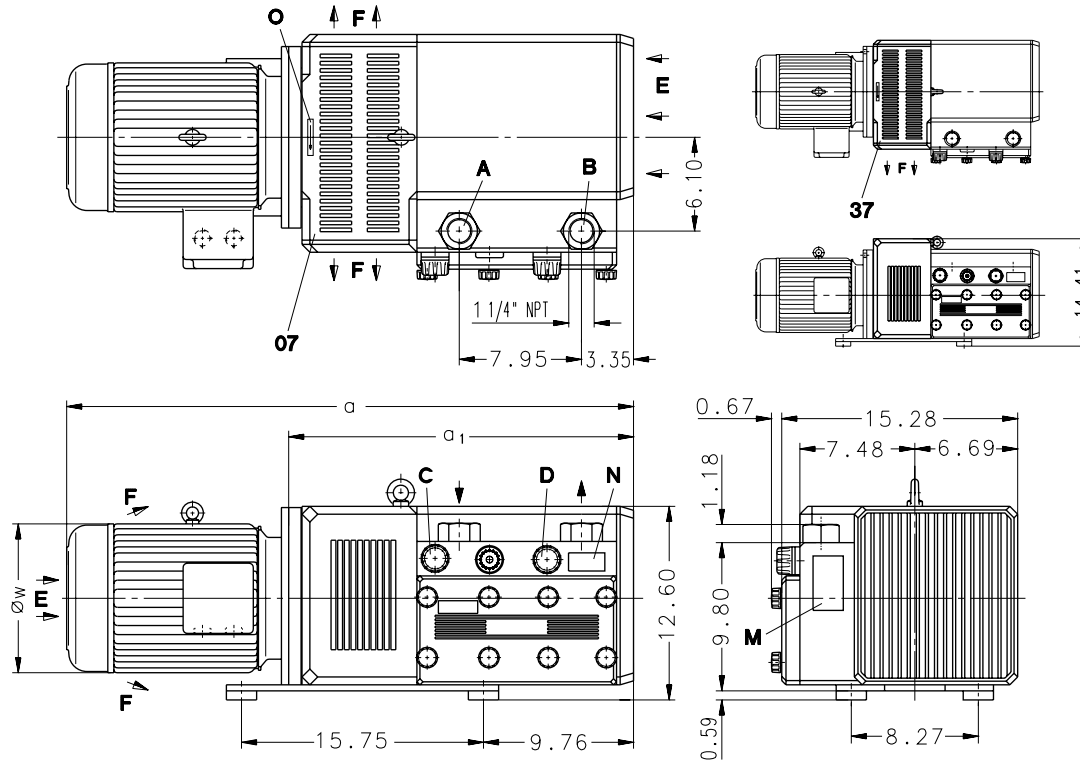
KTA 100/2

KTA 100/3

KTA 140/1

KTA 140/2

KTA 140/3



[inches]

(07)	Two side cooling air exit	Salida bilateral aire refrigerante	Sortie air refroidissement bi-côté	Saída bilateral do ar refrigerante
(37)	One side cooling air exit	Salida unilateral de aire refrigerante	Sortie air refroidissement mono-côté	Saída unilateral do ar refrigerante
A	Vacuum connection	Conexión vacío	Raccord du vide	Conexão do vácuo
B	Pressure connection	Conexión presión	Raccord surpression	Conexão da pressão
C	Vacuum regulating valve	Válvula reguladora de vacío	Valve réglage vide	Válvula de regulagem do vácuo
D	Pressure regulating valve	Válvula reguladora de presión	Valve de réglage pression	Válvula de regulagem da pressão
E	Cooling air entry	Entrada aire refrigerante	Entrée air refroidissement	Entrada do ar refrigerante
F	Cooling air exit	Salida aire refrigerante	Sortie air refroidissement	Saída do ar refrigerante
M	Greasing label	Rótulo engrase	Etiquette graissage	Rótulo da lubrificação
N	Data label	Placa fecha	Etiquette caractéristique	Placa da data
O	Rotation arrow	Dirección de rotación	Flèche sens rotation	Direção da rotação

KTA		100		140		
kw	50 Hz	4.0	5.5	5.5	7.5	
hp	60 Hz	7.5	10	7.5	10	
[inches]	a	50 Hz	34.25	38.39	38.39	
		60 Hz	37.96	39.28	37.96	39.28
	a ₁	50 Hz	21.65	22.44	22.44	22.44
		60 Hz	22.40	22.40	22.40	22.40
	øw	50 Hz	8.66	9.69	9.69	9.69
		60 Hz	10.34	10.34	10.34	10.34

ZRK		32 (03)		32 (03)	
ZFP		216 (07)		216 (01)	
ZMS		#	#	#	#

ZRK	Accessories Non return valve	Accesorios Válvula retención	Accessoires Clapet anti-retour	Acessórios Válvula sem retorno
ZFP	Vacuum tight dust separator	Filtro separador de polvo hermético	Filtre séparateur étanche	Separ. de poeira à prova de vácuo
ZMS	Motor starter	Arranque motor	Disjoncteur moteur	Arranque do motor

DA 453

2.10.96

Gardner Denver, Inc.

1800 Gardner Expressway

QUINCY, IL 62305

USA

Phone +1 217 / 222 5400

Fax +1 217 / 221 8780

e-mail:

info@vacuumpumps.com

www.gd-elmoietschle.com

V-KTA		100										140							
3 ~	50 Hz	230/400V ± 10%					208-230/460V ± 10%					400/690V ± 10%							
	60 Hz																		
kw	50 Hz	4.0					5.5					5.5				7.5			
hp	60 Hz	7.5					10					7.5				10			
A	50 Hz	15.2/8.8					12.0/6.9					12.0/6.9				15.5/8.9			
	60 Hz	21.5-20/10					28-26/13					21.5-20/10				28-26/13			
rpm	50 Hz											1450							
	60 Hz											1740							
dB(A)	50 Hz / 60 Hz	76 / 78										77 / 79							
	50 Hz	254					280					298				353			
lbs	50 Hz	305					320					327				342			
	60 Hz																		

3 ~ kw / hp A rpm dB(A) lbs cfm in. HgV psig V P	Motor version Motor rating Full load amperage Speed Average noise level Weight Capacity Ultimate vacuum Excess pressure Suction air Compressed air	Versión motor Datos motor Amperaje de plena carga Velocidad Nivel de ruido medio Peso Capacidad Vacío final Exceso de presión Aire succión Aire comprimido	Exécution moteur Puissance moteur Intensité absorbée Vitesse rotation Niveau sonore moyen Poids Volume engendré Vide limite Surpression Air aspiré Air comprimé	Versão do motor Potência do motor Amperagem da carga total Velocidade Nível médio de ruído Peso Capacidade Limite de vácuo Pressão excessiva Ar de sucção Ar comprimido
--	--	--	---	---

V-KTA 100/1	in. HgV	V	0	0	12.2	15.2	18.1	0	12.2	15.2	18.1	0	12.2	15.2	18.1	0	12.2	15.2	18.1	
	psig	P	0	5.8					7.3					8.7				10.2		
cfm (50 Hz)	V*	54.2	51.4	43.3	40.8	38.0	50.4	42.3	39.8	37.1	43.2	41.4	39.0	36.3	48.4	40.5	38.0	35.3		
	P	53.0	50.7	42.6	40.1	37.0	49.8	41.6	39.1	35.9	48.8	40.7	38.1	35.0	47.9	39.7	37.2	34.0		
cfm (60 Hz)	V*	64.0	60.6	51.0	48.1	44.8	59.5	49.9	47.0	43.8	51.0	48.9	46.0	42.8	57.2	47.7	44.8	41.7		
	P	62.5	59.9	50.3	47.3	43.7	58.7	49.1	46.1	42.4	57.6	48.0	44.9	41.3	56.5	46.9	43.9	40.1		
kw	50 Hz	4.0					5.5					4.0				5.5				
hp	60 Hz						7.5									10				

V-KTA 100/2	in. HgV	V	0	0	12.2	15.2	18.1	0	12.2	15.2	18.1	0	12.2	15.2	18.1	0	12.2	15.2	18.1	
	psig	P	0	5.8					7.3					8.7				10.2		
cfm (50 Hz)	V*	39.7	38.7	31.5	28.8	25.2	38.0	30.8	28.1	24.4	37.4	30.1	27.4	23.7	36.8	29.3	26.4	22.7		
	P	55.4	53.3	44.3	42.1	40.0	52.4	43.7	41.4	39.3	51.7	42.9	40.7	38.6	50.8	42.1	40.0	37.8		
cfm (60 Hz)	V*	46.9	45.6	37.2	34.0	29.8	44.8	36.3	33.1	28.8	44.1	35.5	32.3	27.9	43.4	34.5	31.1	26.8		
	P	65.5	62.9	52.3	49.7	47.3	61.9	51.6	48.9	46.4	61.0	50.7	48.0	45.5	60.0	49.7	47.1	44.6		
kw	50 Hz	4.0					5.5					4.0				5.5				
hp	60 Hz						7.5									10				

V-KTA 100/3	in. HgV	V	0	0	12.2	15.2	18.1	0	12.2	15.2	18.1	0	12.2	15.2	18.1	0	12.2	15.2	18.1	
	psig	P	0	5.8					7.3					8.7				10.2		
cfm (50 Hz)	V*	58.9	55.4	48.1	45.7	42.8	54.2	46.9	44.4	41.4	53.0	45.6	43.2	40.3	51.7	44.4	41.8	39.1		
	P	44.1	41.3	31.8	29.2	26.1	40.3	30.9	28.3	25.2	39.4	30.0	27.3	24.2	38.4	28.9	26.1	23.3		
cfm (60 Hz)	V*	69.6	65.5	56.9	53.9	50.6	64.0	55.3	52.4	48.9	62.5	53.8	51.0	47.6	61.0	52.4	49.4	46.1		
	P	52.1	48.7	37.6	34.4	30.8	47.6	36.4	33.3	29.8	46.5	35.3	32.1	28.7	45.4	34.1	30.8	27.5		
kw	50 Hz	4.0					5.5					4.0				5.5				
hp	60 Hz						7.5									10				

V-KTA 140/1	in. HgV	V	0	0	12.2	15.2	18.1	0	12.2	15.2	18.1	0	12.2	15.2	18.1	0	12.2	15.2	18.1	
	psig	P	0	5.8					7.3					8.7				10.2		
cfm (50 Hz)	V*	63.6	61.2	52.7	49.7	46.5	59.7	51.2	48.6	45.1	58.4	49.7	46.9	43.6	57.1	48.6	45.6	42.4		
	P	63.6	61.5	52.0	49.0	45.6	60.6	51.2	48.1	44.7	59.7	50.3	47.4	43.8	58.9	49.4	46.4	43.0		
cfm (60 Hz)	V*	75.0	72.2	62.2	58.7	54.9	70.5	60.4	57.3	53.3	68.9	58.7	55.4	51.4	67.4	57.3	53.9	50.0		
	P	75.0	72.6	61.3	57.9	53.9	71.5	60.4	56.8	52.8	70.5	59.4	55.9	51.7	69.5	58.3	54.7	50.7		
kw	50 Hz						5.5									7.5				
hp	60 Hz	7.5										10								

V-KTA 140/2	in. HgV	V	0	0	12.2	15.2	18.1	0	12.2	15.2	18.1	0	12.2	15.2	18.1	0	12.2	15.2	18.1	
	psig	P	0	5.8					7.3					8.7				10.2		
cfm (50 Hz)	V*	48.0	45.6	36.7	33.7	30.0	44.7	35.6	32.7	29.0	43.8	34.5	31.5	27.7	43.0	33.7	30.5	26.5		
	P	67.7	65.3	56.2	53.6	50.6	64.2	55.0	52.4	49.4	63.0	53.9	51.2	48.3	61.8	52.7	49.9	47.1		
cfm (60 Hz)	V*	56.6	53.9	43.3	39.8	35.4	52.8	42.0	38.6	34.2	51.7	40.8	37.1	32.7	50.7	39.7	36.0	31.3		
	P	79.9	77.1	66.3	63.2	59.7	75.7	64.9	61.8	58.3	74.3	63.6	60.4	57.0	72.9	62.2	58.9	55.6		
kw	50 Hz						5.5									7.5				
hp	60 Hz						10													

V-KTA 140/3	in. HgV	V	0	0	12.2	15.2	18.1	0	12.2	15.2	18.1	0	12.2	15.2	18.1	0	12.2	15.2	18.1	
	psig	P	0	5.8					7.3					8.7				10.2		
cfm (50 Hz)	V*	69.5	66.5	57.1	54.4	51.8	64.7	55.6	53.0	50.3	63.6	54.1	51.5	48.9	62.1	53.0	50.0	47.4		
	P	55.9	51.5	40.0	36.5	32.7	50.0	38.8	35.3	31.5	48.9	37.7	34.1	30.3	47.7	36.5	33.0	29.1		
cfm (60 Hz)	V*	81.9	78.5	67.4	64.3	61.1	76.4	65.6	62.5	59.4	75.0	63.9	60.8	57.6	73.3	62.5	59.0	55.9		
	P	66.0	60.8	47.2	43.1	38.6	59.0	45.9	41.7	37.1	97.9	44.4	40.3	35.8	56.3	43.1	38.9	34.4		
kw	50 Hz						5.5													
hp	60 Hz	10										10								

Higher pressures and vacuum levels upon request! / Presiones y vacíos superiores a pedido del interesado. / Pression et vide supérieure sur demande! / Pressões e vácuo maiores a pedido! **
 Relates to pump inlet conditions. / se refiere a las condiciones de entrada de la bomba. / relatif à l'état régnant à l'aspiration. / refere-se a condições de entrada da bomba.
 Curves and tables refer to vacuum pump at normal operating temperature. / Las curvas y las tablas se refieren a la bomba de vacío a la temperatura normal de operación. / Les courbes et tableaux sont établies, pompe à température de fonctionnement. / As curvas e tabelas referem-se à bomba a vácuo a temperatura normal de operação.
 Technical information is subject to change without notice! / La información técnica está sujeta a cambios sin previo aviso! / Sous réserve de modification technique. / A informação técnica está sujeita a mudança sem aviso prévio!
 # on request # on pedido # sur demande # a pedido
 The listed values for a, ow and full load amperage may vary because of different motor manufacturers. / Los valores listados para a, ow y para el amperaje de carga completa pueden variar para distintos fabricantes de motores. / Les dimensions a et ow ainsi que l'ampérage peuvent différer des données indiquées ci-dessus, selon le fabricant du moteur. / Como variam os fabricantes de motores, poderá haver variação dos valores indicados para a, ow e para uma amperagem da carga total.